

2021 SBC Tool Steps

No Login Requirements!

Login information is not required to access the new Summary of Benefits and Coverage (SBC) Tool. Use the link below or continue to use the Blue Access for EmployersSM or Blue Access for ProducerSM portals.

New SBC Tool Link

<https://custompoint.rrd.com/xs2/?Option=2&username=BLUECAPE&password=F5WGIilk&account=FDL&datetime=8675309>

Steps to use the NEW SBC Tool

Step 1: Click on the **Order** basket if you are requesting 2021 metallic SBCs. (Continue to use the current SBC Tool to access 2020 metallic / grandfathered / transitional SBCs and 2021 Blue Balance Funded SBCs. View the "Order Guide" on the homepage for a timeline of 2021 grandfathered and transitional plan availability on the 2021 SBC Tool.)

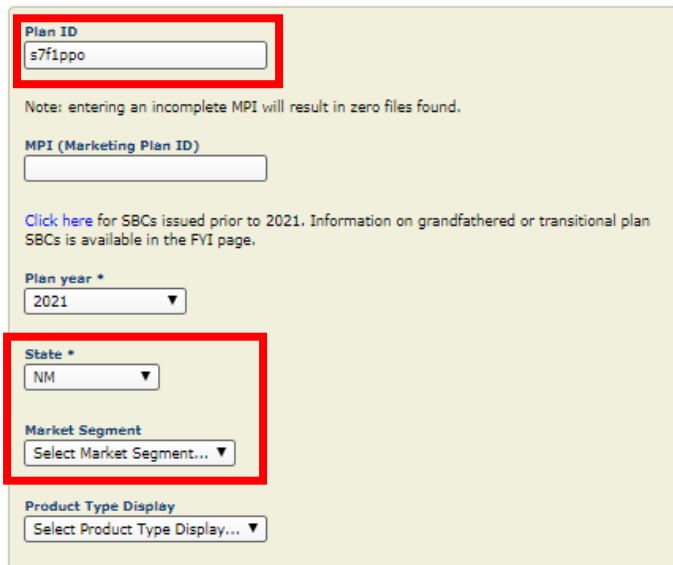
Featured Items

Item Description	Your Item	Order
BlueCape SBC's (Landscape orientation)	BLUECAPESBC	

Step 2: While not a required field, it is **HIGHLY RECOMMENDED** to add the seven-digit Plan ID at the top of the page.

- Identify your State AND Market Segment
- Click "Search"

Please Note: English is the only available "Language" at this time. Spanish SBCs will be available soon.



Plan ID
s7f1ppo

Note: entering an incomplete MPI will result in zero files found.

MPI (Marketing Plan ID)

Click [here](#) for SBCs issued prior to 2021. Information on grandfathered or transitional plan SBCs is available in the FYI page.

Plan year *
2021

State *
NM

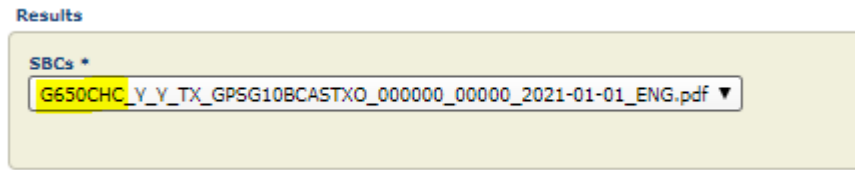
Market Segment
Select Market Segment...

Product Type Display
Select Product Type Display...

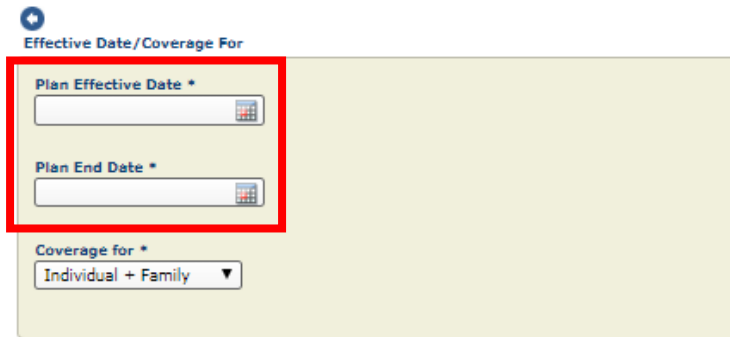
UPDATED! Step 3: Available SBCs will appear under the "Results" section of the same page.

If the seven-digit Plan ID was not included in the search, a full list of 2021 small group benefit plans will appear, under the “Results” drop down tab. Refer to the **beginning** of the search results to see the Plan ID (sample highlighted below)

- Select your requested SBC and click “Next”.

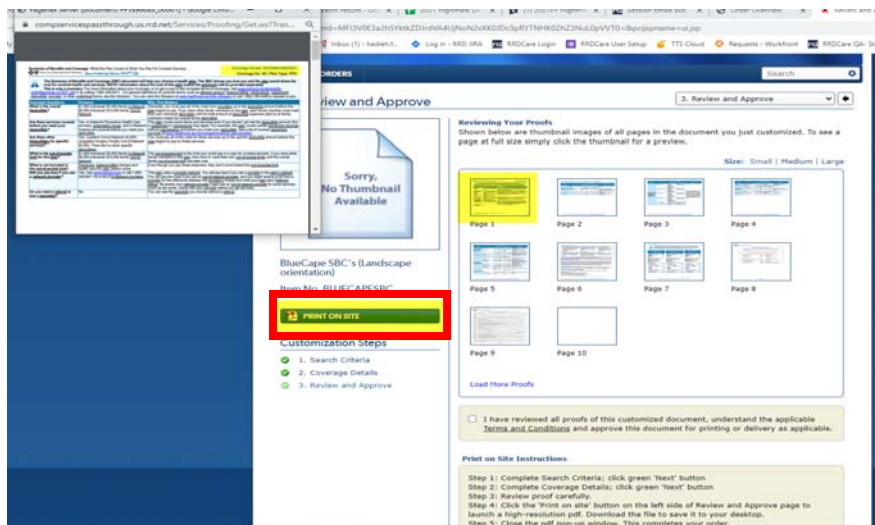


Step 4: Identify the required plan effective dates. Click “Next”.



Step 5: Review the proof carefully. Check to make sure the correct effective dates are populated on page 1 of the PDF in the upper right corner.

- Click the “Print on Site” button. This allows you to download and save the SBC.



Step 6: Close the PDF pop-up window to complete your order.

Technical Help

- Technical issues with the new SBC Tool should be emailed to: hcschubsupport@rrd.com.
- If an SBC is missing or additional assistance is needed, please reach out to StandardSBCRequests@bcbsil.com.